



IMPORTANT SAFETY NOTICE

NHTSA CAMPAIGN NUMBER 07C006

September 2007

This notice is sent to you in accordance with the requirements of the National Traffic and Motor Vehicle Safety Act.

Dear Valued Customer:

Graco Children's Products Inc. ("Graco") has decided that certain ComfortSport™ Car Seats ("child restraint systems") fail to conform with Federal Motor Vehicle Safety Standard (FMVSS) No. 213, Child Restraint Systems. Our records indicate that you may own one of the affected child restraints.

What is the Issue?

On some of these child restraints, the Lower Anchorage belt was misrouted under the shoulder portion of the harness during assembly, instead of under the crotch belt/buckle section of the harness. If the child restraint is installed in the rear-facing mode and the Lower Anchorage belt is attached to the vehicle's LATCH anchor, the seat back angle of the child restraint can exceed 70 degrees in a frontal crash. This increased rotation may increase the risk of injury to the child.

This Safety Notice only relates to the following ComfortSport models with a date of manufacture from 01/02/07 through 07/31/07:

8433FOF	8629TWL	8630MTR	8631DFT	8631DRA
8632PSO	8635TAC	8639COS	8C00BLG	8C00DMN
8C00GRP	8C00LNW	8C00MID	8C00TMB	8C01SVD
8C01WTN	8C02MGI	8C02MRC	8C03HAL	8C03WCF 8C04FRR

What Should You Do?

1. Check the Label.

A label with the model number, model name and date of manufacture is located on the back of the child restraint. If after checking the label on your child restraint, you determine that it is affected by this notice, follow the steps on the next page to check the routing of the Lower Anchorage belt.



Example label
(see above for complete list
of models and date range)



GRACO CHILDREN'S PRODUCTS INC.

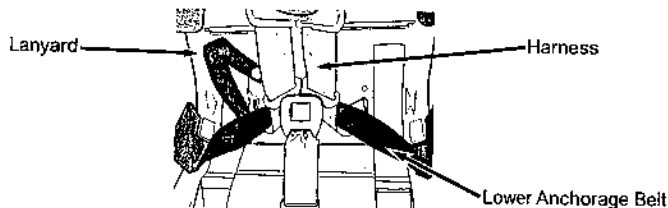
150 Oaklands Boulevard • Exton, PA 19341 • Phone: 610-884-8000 • Fax: 610-884-8700 • www.gracobaby.com

A *NewellRubbermaid* Company

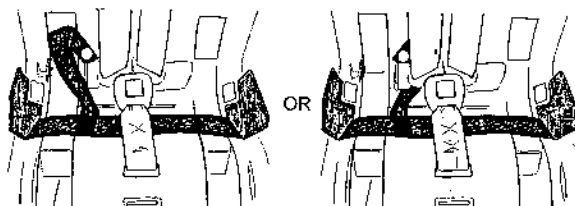
2. Check the Lower Anchorage Belt Placement.

Remove the seat pad and refer to the following pictures which show incorrectly routed and correctly routed Lower Anchorage belts. If your child restraint has an incorrectly routed Lower Anchorage belt (with the belt routed behind the shoulder portion of the harness), reroute the Lower Anchorage belt as described in Step 3. If the routing is already correct, reinstall the seat pad making sure you reattach using all the connections. Please refer to your ComfortSport Instruction Manual to reinstall your child restraint in your vehicle. If you do not have an Instruction Manual, go to www.gracobaby.com or call 1-800-345-4109.

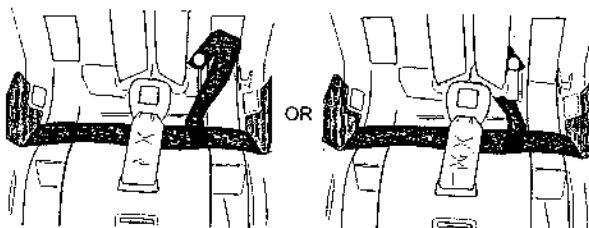
INCORRECT ROUTING FOR REAR-FACING MODE



CORRECT ROUTING FOR REAR-FACING MODE with LANYARD on the LEFT side



CORRECT ROUTING FOR REAR-FACING MODE with LANYARD on the RIGHT side



3. Reroute the Lower Anchorage Belt if Necessary:

Remove the Lower Anchorage belt from behind the harness straps and place it under the crotch strap portion of the harness as shown above, keeping the belt flat and tight against the child restraint so that it does not interfere with the harness system. The lanyard attaching the Lower Anchorage belt may be on either the right or left sides of the harness. Depending on which way your lanyard is mounted, assemble as shown above.

Once you have rerouted your Lower Anchorage belt into the correct position, reinstall seat pad making sure you reattach using all connections. Please refer to your ComfortSport Instruction Manual to install your child restraint in your vehicle.

If you have difficulties following these steps, please use your vehicle seat belt to secure the child restraint to the vehicle seat and call Graco at 1-800-345-4109 between the hours of 8 am and 5 pm ET, Monday - Friday for further assistance. All information, pictures and directions can be found online at www.gracobaby.com 24 hours a day.

If you believe that Graco has failed or is unable to remedy this issue without charge or within a reasonable time, you may submit a complaint to: Administrator, National Highway Traffic Safety Administration, 1200 New Jersey Avenue, SE, Washington, D.C. 20590; or call the toll-free Vehicle Safety Hotline at 1-888-327-4236 (TTY: 1-800-424-9153); or go to <http://www.safercar.gov>.

We apologize for this inconvenience. If you have any additional questions or do not understand these instructions, please contact Graco at 1-800-345-4109 or email Graco at consumerservices@gracobaby.com. If you know anyone else who may be affected by this safety notice, please help us spread the word.

Sincerely,

Graco Children's Products Inc.

P.S. As a reminder, whenever you change the mode (rear-facing or forward-facing) of your ComfortSport child restraint, the Lower Anchorage belt must be repositioned as outlined in the Instruction Manual.